



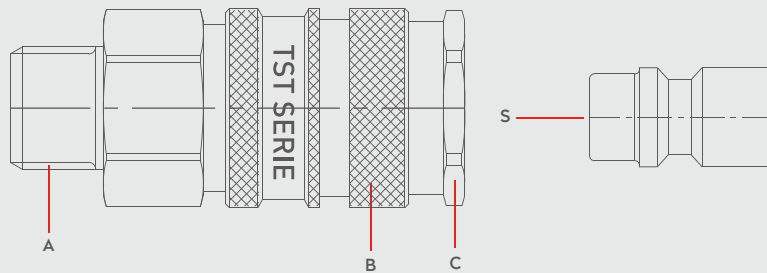
PNEUMATIC COUPLINGS
PNEUMATISCHE KUPPLUNGEN

SERIE 021L

DN5



Materials



Material Code

A = Brass Nickel Plated

B = Brass Nickel Plated

C = Brass Nickel Plated

S = Brass Nickel Plated



0 - 35 bar
(0-508 PSI)



-20° to + 100°C (NBR)
-4° to + 212°F

Shut Off Type

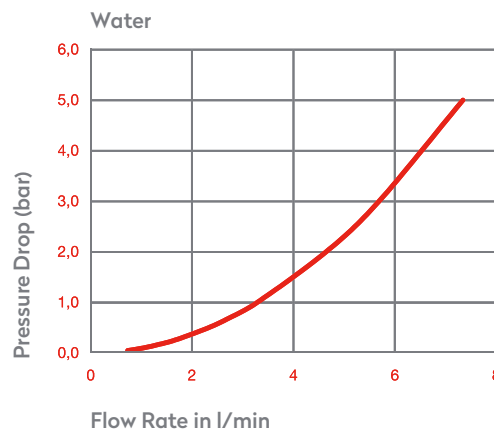


OM 178 - 00605
OM 120 - 00130

DRY BREAK

DN

5 mm

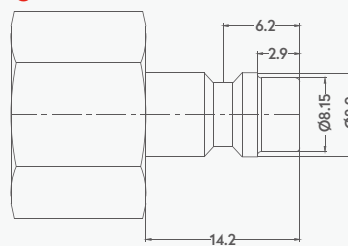


Options

FPM

AISI303
Stainless Steel

Plug Profile Serie 021L



Compatible with

PARKER - RECTUS

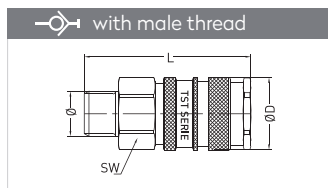
21KB



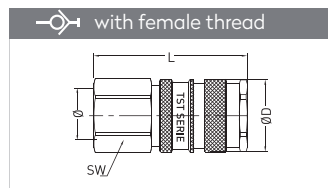
Non Spill

Flat Face

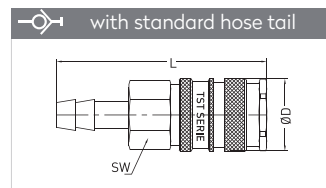
QUICK COUPLINGS SCHNELLKUPPLUNGEN



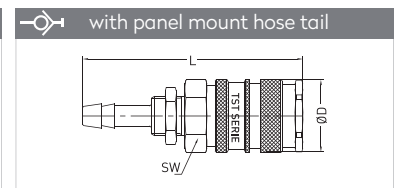
Connection	Part No.	SW	L	ØD
BSP 1/8"	021 EGL 10	14	37,2	16,3
BSP 1/4"	021 EGL 13	17	39,2	16,3
BSP 3/8"	021 EGL 17	19	39,2	16,3
M 10 x 1	021 EGLM 10	14	39,2	16,3
M 12 x 1,5	021 EGLM 12	17	40,2	16,3
M 14 x 1,5	021 EGLM 14	17	40,2	16,3



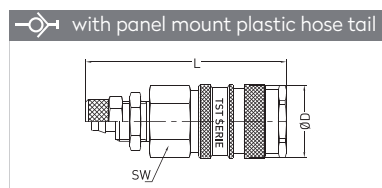
Connection	Part No.	SW	L	ØD
BSP 1/8"	021 DGL 10	14	36,7	16,3
BSP 1/4"	021 DGL 13	17	38,7	16,3
BSP 3/8"	021 DGL 17	19	38,7	16,3
M 12 x 1,5	021 DGLM 12	17	39,7	16,3
M 14 x 1,5	021 DGLM 14	17	39,7	16,3



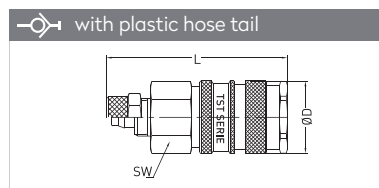
Connection	Part No.	SW	L	ØD
4 mm - 1/6"	021 HGL 04	14	47,2	16,3
6 mm - 1/4"	021 HGL 06	14	47,2	16,3
8 mm - 5/16"	021 HGL 08	14	47,2	16,3
9 mm - 5/14"	021 HGL 09	14	47,2	16,3
10 mm - 3/8"	021 HGL 10	14	47,2	16,3



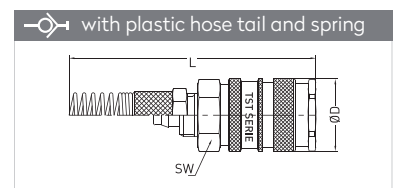
Connection	Part No.	SW	L	ØD
4 mm - M 10x1	021 MGL 04	14	61,2	16,3
5 mm - M 12x1	021 MGL 05	17	61,2	16,3
6 mm - M 12x1	021 MGL 06	17	61,2	16,3



Connection	Part No.	SW	L	ØD
4 x 6 mm - M 10 x 1	021 SGL 04	14	55,2	16,3
6 x 8 mm - M 12 x 1	021 SGL 06	17	55,2	16,3

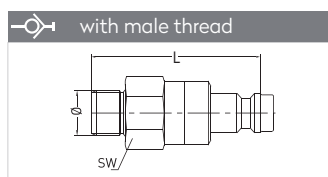


Connection	Part No.	SW	L	ØD
4 x 6 mm - M 10 x 1	021 PGL 04	14	43,2	16,3
6 x 8 mm - M 12 x 1	021 PGL 06	14	43,2	16,3

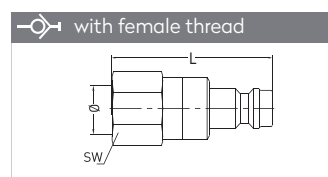


Connection	Part No.	SW	L	ØD
4 x 6 mm - M 10x1	021 YGL 04	14	119,7	16
6 x 8 mm - M 12x1	021 YGL 06	14	124,7	16

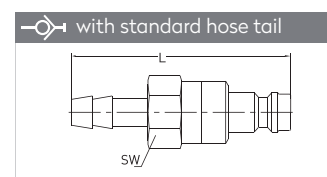
PLUGS STECKNIPPEL



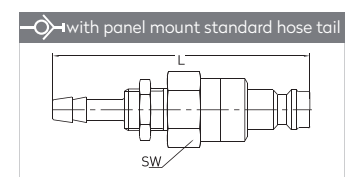
Connection	Part No.	SW	L
BSP 1/8"	021 EUL 10	14	41
BSP 1/4"	021 EUL 13	17	43
BSP 3/8"	021 EUL 17	19	43
M 10 x 1	021 EULM 10	14	43
M 12 x 1,5	021 EULM 12	17	44
M 14 x 1,5	021 EULM 14	17	44



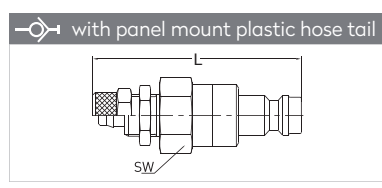
Connection	Part No.	SW	L
BSP 1/8"	021 DUL 10	14	40,5
BSP 1/4"	021 DUL 13	17	42,5
BSP 3/8"	021 DUL 17	19	42,5
M 10 x 1	021 DULM 10	14	42,5
M 12 x 1,5	021 DULM 12	17	43,5
M 14 x 1,5	021 DULM 14	17	43,5



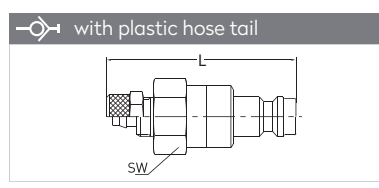
Connection	Part No.	SW	L
4 mm - 1/6"	021 HUL 04	14	51
5 mm - 1/5"	021 HUL 05	14	51
6 mm - 1/4"	021 HUL 06	14	51
8 mm - 5/16"	021 HUL 08	14	51
9 mm - 5/14"	021 HUL 09	14	51
10 mm - 3/8"	021 HUL 10	14	51



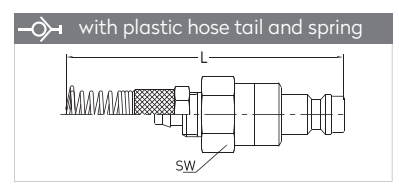
Connection	Part No.	SW	L
4 mm - M 10x1	021 MUL 04	14	65
5 mm - M 10x1	021 MUL 05	17	65
6 mm - M 12x1	021 MUL 06	17	65
8 mm - M 12x1	021 MUL 08	17	65
9 mm - M 12x1	021 MUL 09	17	65
10 mm - M 14x1	021 MUL 10	17	65



Connection	Part No.	SW	L
4 x 6 mm - M 10x1	021 SUL 04	14	59
6 x 8 mm - M 12x1	021 SUL 06	17	59



Connection	Part No.	SW	L
4 x 6 mm - M 10x1	021 PUL 04	14	47
6 x 8 mm - M 12x1	021 PUL 06	14	47



Connection	Part No.	SW	L
4 x 6 mm - M 10x1	021 YUL 04	14	123,5
6 x 8 mm - M 12x1	021 YUL 06	14	128,5