



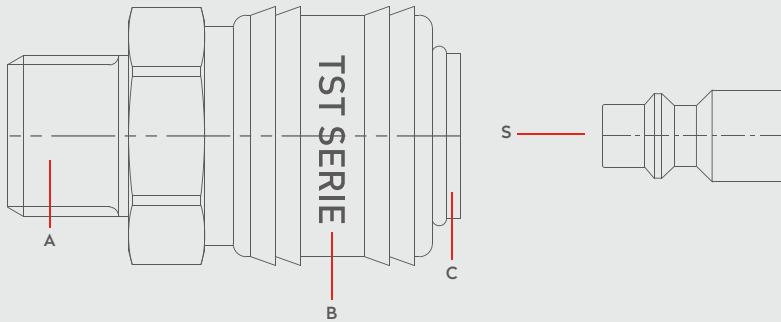
PNEUMATIC COUPLINGS
PNEUMATISCHE KUPPLUNGEN

SERIE 024

DN 5.5




Materials




Material Code

- A = Brass
- B = Brass
- C = Brass
- S = Brass

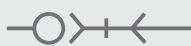


0 - 35 bar
(0-508 PSI)



-20° to + 100°C (NBR)
-4° to + 212°F

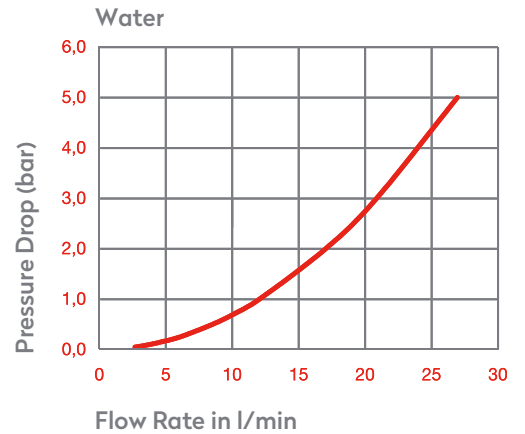
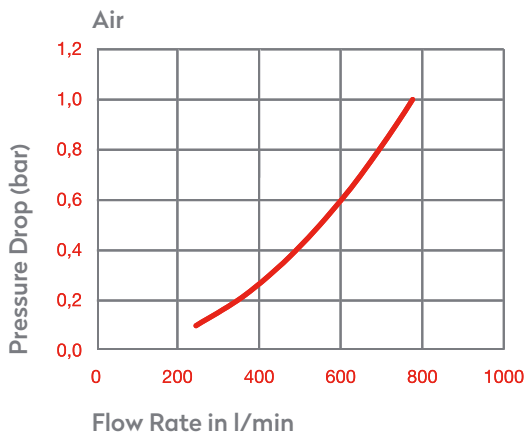
Shut Off Type




OM 250 - 00800
OM 250 - 00500

FLOW 550 lt/min

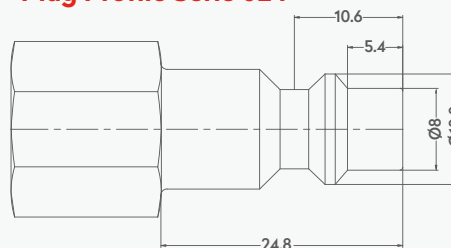
DN 5.5 mm



Options

- NICKEL**
- SWING**
B1 Serie
- 2 STAGE**
023S
- 2 STAGE**
023S.06

Plug Profile Serie 024



Compatible with

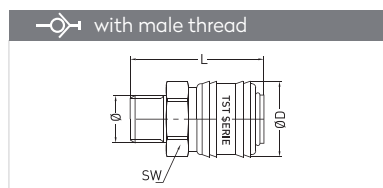
- TST SWING COUPLING B1
- TST 023
- PARKER - RECTUS 23
- CEJN 310
- HANSEN 3000
- RECTURS 24
- ATLAS COPCO QIC 08



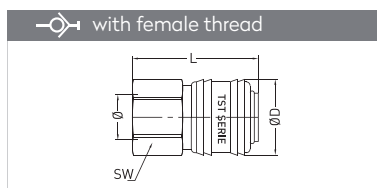
ISO 6150 - B - 12

US MIL STD. 4109 1/4"

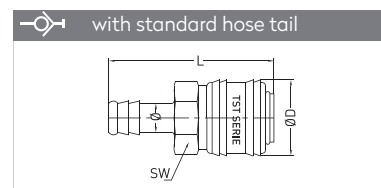
QUICK COUPLINGS SCHNELLKUPPLUNGEN



Connection	Part No.	SW	L	ØD
BSP 1/4"	024 EG 13	21	42,3	24,7
BSP 3/8"	024 EG 17	21	42,3	24,7
BSP 1/2"	024 EG 21	21	45,3	24,7

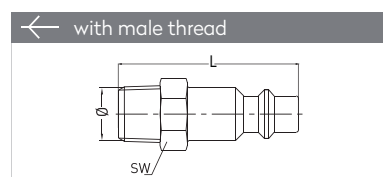


Connection	Part No.	SW	L	ØD
BSP 1/4"	024 DG 13	21	42,3	24,7
BSP 3/8"	024 DG 17	21	42,3	24,7
BSP 1/2"	024 DG 21	24	44,8	24,7

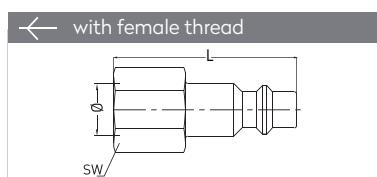


Connection	Part No.	SW	L	ØD
6 mm - 1/4"	024 HG 06	21	56,3	24,7
8 mm - 5/16"	024 HG 08	21	56,3	24,7
9 mm - 5/14"	024 HG 09	21	56,3	24,7
10 mm - 3/8"	024 HG 10	21	56,3	24,7
13 mm - 1/2"	024 HG 13	21	56,3	24,7

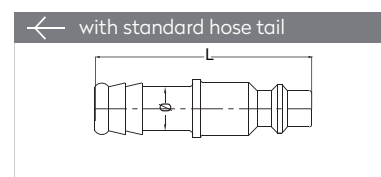
PLUGS STECKNIPPEL



Connection	Part No.	SW	L
BSPT 1/8"	024 RU 10	13	38
BSPT 1/4"	024 RU 13	14	41,5
BSPT 3/8"	024 RU 17	17	42,5
BSPT 1/2"	024 RU 21	22	47,5
BSP 1/4"	024 EU 13	14	38,5
BSP 3/8"	024 EU 17	17	38,5

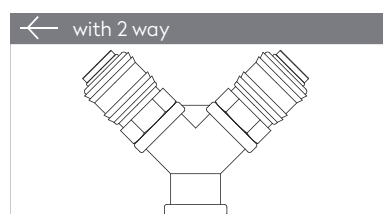


Connection	Part No.	SW	L
BSP 1/8"	024 DU 10	14	34
BSP 1/4"	024 DU 13	17	36
BSP 3/8"	024 DU 17	19	36
BSP 1/2"	024 DU 21	24	40

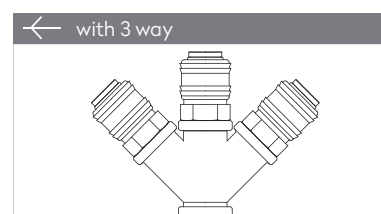


Connection	Part No.	L	ØD
6 mm - 1/4"	024 HU 06	50	12
8 mm - 5/16"	024 HU 08	50	12
9 mm - 5/14"	024 HU 09	50	12
10 mm - 3/8"	024 HU 10	50	12
13 mm - 1/2"	024 HU 13	50	15

MULTIPLE OUTLET VERTEILER



Connection	Part No.
BSP 3/8"	024 2G 17
BSP 1/2"	024 2G 21



Connection	Part No.
BSP 3/8"	024 3G 17
BSP 1/2"	024 3G 21