



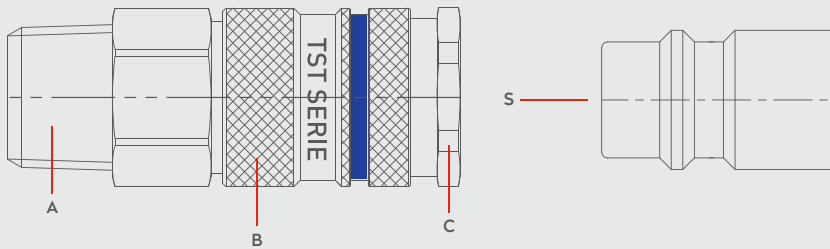
PNEUMATIC COUPLINGS  
PNEUMATISCHE KUPPLUNGEN

SERIE 025

DN 7.8



**Materials**



**Material Code**

- A = Brass Nickel Plated
- B = Steel Nickel Plated
- C = Brass Nickel Plated
- S = Steel Nickel Plated

0 - 35 bar  
(0-508 PSI)

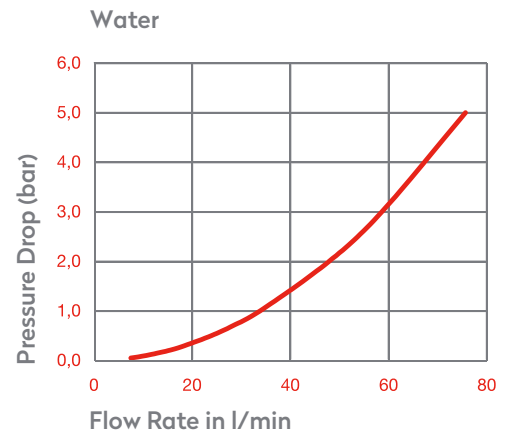
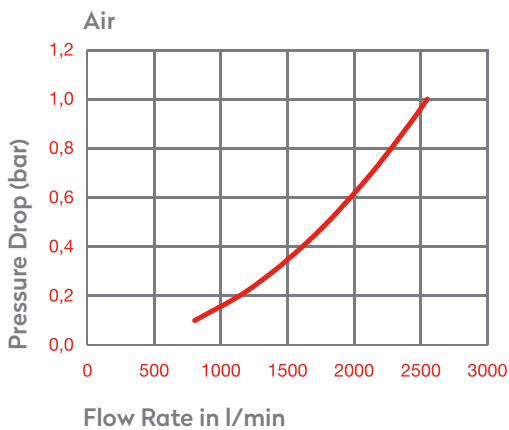
-20° to + 100°C (NBR)  
-4° to + 212°F

**Shut Off Type**

OM 250- 00500  
OM 100 - 01000  
025GCOOM

**FLOW** 1800 lt/min

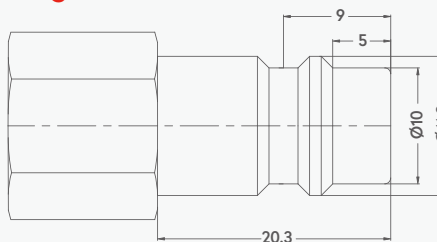
**DN 7.8 mm**



**Options**

<b>FPM</b>	<b>EPDM</b>	<b>AISI303</b> Stainless Steel	<b>AISI316</b> Stainless Steel
025B	025K	<b>2 STAGE</b> 025E, 025S.08	<b>SWING</b> C Series

**Plug Profile Serie 025**



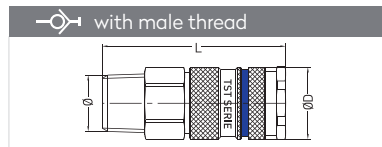
**Compatible with**

- TST SWING COUPLING C
- TST 026
- PARKER - RECTUS 25, 26
- CEJN 320
- JWL 520, 530
- PARKER PEF
- LEGRIS

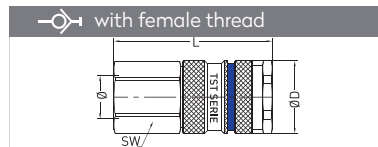
Euro Profile

SERIE 025

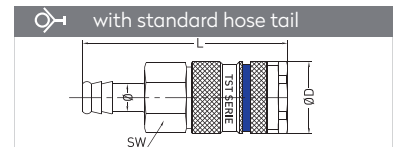
QUICK COUPLINGS SCHNELLKUPPLUNGEN



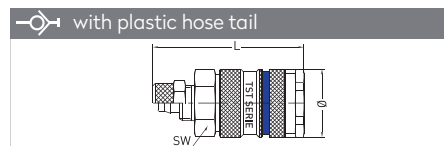
Connection	Part No.	SW	L	ØD
BSPT 1/8"	025 RG 10	19	56,3	23
BSPT 1/4"	025 RG 13	19	59,3	23
BSPT 3/8"	025 RG 17	19	60,3	23
BSPT 1/2"	025 RG 21	22	54,3	23
M 14 x 1,5	025 EGM 14	19	59,3	23
M 16 x 1,5	025 EGM 16	19	59,3	23
M 18 x 1,5	025 EGM 18	19	60,3	23



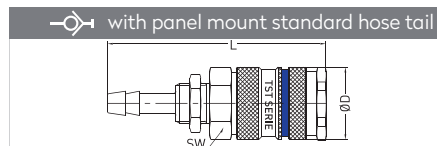
Connection	Part No.	SW	L	ØD
BSP 1/4"	025 DG 13	19	54,3	23
BSP 3/8"	025 DG 17	19	54,3	23
BSP 1/2"	025 DG 21	24	56,3	23
M 14 x 1,5	025 DGM 14	19	53,3	23
M 16 x 1,5	025 DGM 16	19	53,3	23
M 18 x 1,5	025 DGM 18	22	53,3	23



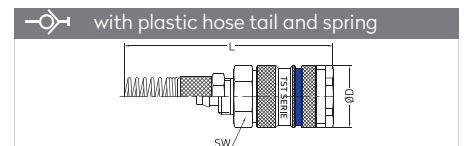
Connection	Part No.	SW	L	ØD
6 mm - 1/4"	025 HG 06	19	70,3	23
8 mm - 5/16"	025 HG 08	19	70,3	23
9 mm - 5/14"	025 HG 09	19	70,3	23
10 mm - 3/8"	025 HG 10	19	70,3	23
13 mm - 1/2"	025 HG 13	19	70,3	23



Connection	Part No.	SW	L	ØD
6 x 8 mm - M 12x1	025 PG 06	19	61,3	23
6 x 10 mm - M 16x1	025 PG 06-4	19	64,3	23
8 x 10 mm - M 16x1	025 PG 08	19	64,3	23
8 x 12 mm - M 16x1	025 PG 08-4	19	64,3	23
9 x 12 mm - M 16x1	025 PG 09	19	64,3	23
9 x 13 mm - M 20x1,5	025 PG 09-4	21	64,3	23
11 x 16 mm - M 24x1,5	025 PG 11-5	25	65,3	23

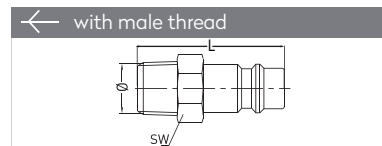


Connection	Part No.	SW	L	ØD
6 mm - M 12x1	025 MG 06	19	78,3	23
8 mm - M 12x1	025 MG 08	19	78,3	23
10 mm - BSP 1/4"	025 MG 10	19	78,3	23

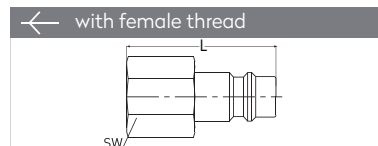


Connection	Part No.	SW	L	ØD
6 x 8 mm - M 12x1	025 YG 06	19	151,8	23
8 x 10 mm - M 16x1	025 YG 08	19	158,8	23
9 x 12 mm - M 16x1	025 YG 09	19	158,8	23

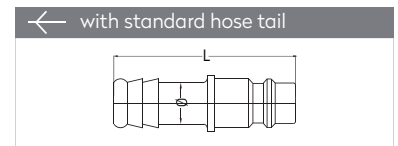
PLUGS STECKNIPPEL



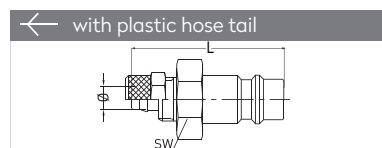
Connection	Part No.	SW	L
BSPT 1/8"	025 RU 10	13	33
BSPT 1/4"	025 RU 13	14	37
BSPT 3/8"	025 RU 17	17	37
BSPT 1/2"	025 RU 21	22	43
M 14 x 1,5	025 EUM 14	17	33
M 16 x 1,5	025 EUM 16	17	33
M 18 x 1,5	025 EUM 18	21	38



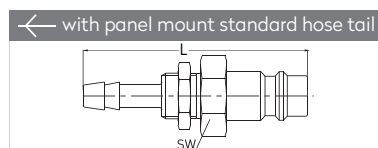
Connection	Part No.	SW	L
BSP 1/8"	025 DU 10	14	32
BSP 1/4"	025 DU 13	17	33
BSP 3/8"	025 DU 17	19	33
BSP 1/2"	025 DU 21	24	36
M 14 x 1,5	025 DUM 14	17	33
M 16 x 1,5	025 DUM 16	19	33
M 18 x 1,5	025 DUM 18	22	33



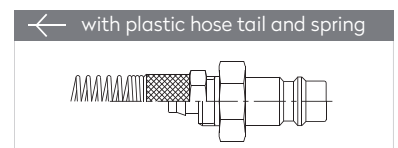
Connection	Part No.	L
6 mm - 1/4"	025 HU 06	46
8 mm - 5/16"	025 HU 08	46
9 mm - 5/14"	025 HU 09	46
10 mm - 3/8"	025 HU 10	48
13 mm - 1/2"	025 HU 13	48
16 mm - 5/8"	025 HU 16	48



Connection	Part No.	SW	L
4 x 6 mm - M 10x1	025 PU 04	-	33
6 x 8 mm - M 12x1	025 PU 06	-	33
6 x 10 mm - M 16x1	025 PU 06-4	17	42,3
8 x 10 mm - M 16x1	025 PU 08	17	42
8 x 12 mm - M 16x1	025 PU 08-4	17	42
9 x 12 mm - M 16x1	025 PU 09	17	42
9 x 13 mm - M 20x1,5	025 PU 09-4	17	42
11 x 16 mm - M 22x1,5	025 PU 11-5	24	50



Connection	Part No.	SW	L
6 mm - M 12x1	025 MU 06	14	56
8 mm - M 12x1	025 MU 08	14	56
10 mm - M 14x1	025 MU 10	16	56



Connection	Part No.	L
4 x 6 mm - M 10x1	025 YU 04	111,5
6 x 8 mm - M 12x1	025 YU 06	116,5
8 x 10 mm - M 16x1	025 YU 08	137,5
9 x 12 mm - M 16x1	025 YU 09	137,5