



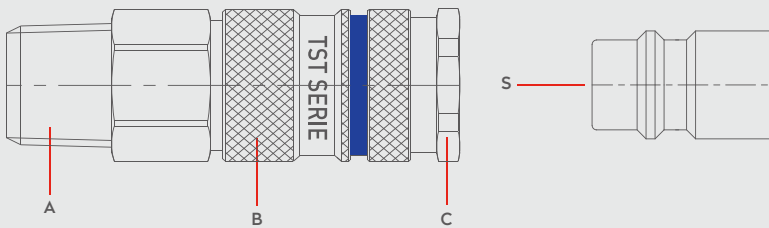
PNEUMATIC COUPLINGS  
PNEUMATISCHE KUPPLUNGEN

SERIE 025L

DN 7.4



**Materials**



**Material Code**

A = Brass Nickel Plated

B = Steel Nickel Plated

C = Brass Nickel Plated

S = Brass Nickel Plated



0 - 8 bar  
(0-116 PSI)



-20° to + 100°C (NBR)  
-4° to + 212°F

**Shut Off  
Type**

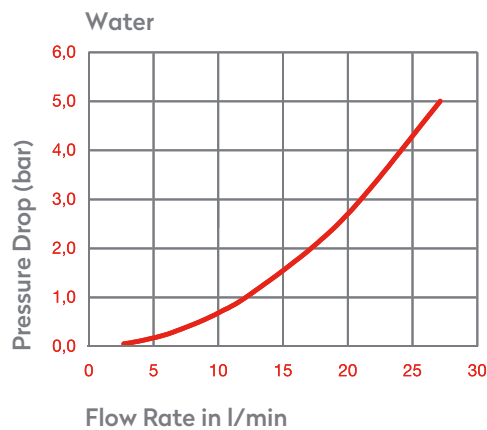


OM 178 - 00215  
OM 100 - 01200  
OM 262 - 00795

**DRY BREAK**

**DN**

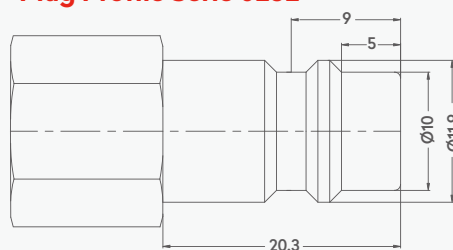
**7.4 mm**



**Options**

FPM

**Plug Profile Serie 025L**



**Compatible with**

PARKER - RECTUS

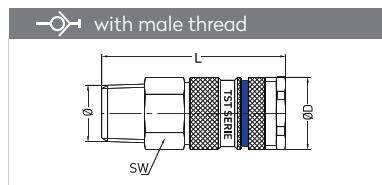
25KL



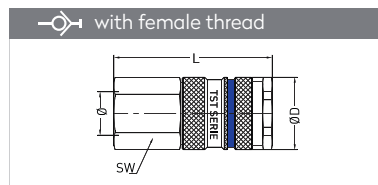
Non Spill

Flat Face

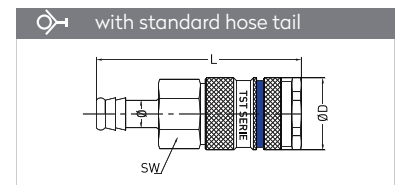
## QUICK COUPLINGS SCHNELLKUPPLUNGEN



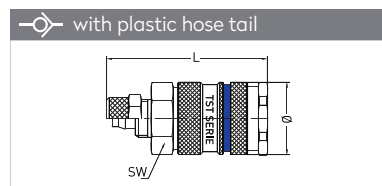
Connection	Part No.	SW	L	ØD
BSPT 1/4"	025 RGL 13	19	60	23
BSPT 3/8"	025 RGL 17	19	61	23
BSPT 1/2"	025 RGL 21	22	55	23
BSP 1/4"	025 EGL 13	19	57	23
BSP 3/8"	025 EGL 17	19	57	23
BSP 1/2"	025 EGL 21	22	51	23
M 14 x 1,5	025 EGLM 14	19	60	23
M 16 x 1,5	025 EGLM 16	19	60	23
M 18 x 1,5	025 EGLM 18	19	61	23



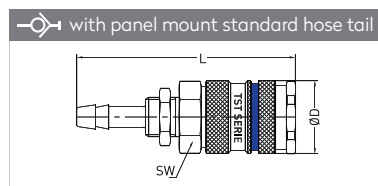
Connection	Part No.	SW	L	ØD
BSP 1/4"	025 DGL 13	19	55	23
BSP 3/8"	025 DGL 17	19	55	23
BSP 1/2"	025 DGL 21	24	57	23
M 14 x 1,5	025 DGLM 14	19	54	23
M 16 x 1,5	025 DGLM 16	19	54	23



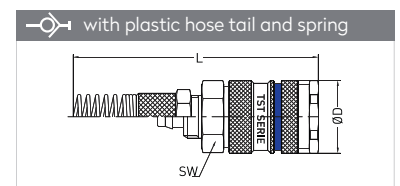
Connection	Part No.	SW	L	ØD
6 mm - 1/4"	025 HGL 06	19	71	23
8 mm - 5/16"	025 HGL 08	19	71	23
9 mm - 5/14"	025 HGL 09	19	71	23
10 mm - 3/8"	025 HGL 10	19	71	23
13 mm - 1/2"	025 HGL 13	19	71	23



Connection	Part No.	SW	L	ØD
6 x 8 mm - M 12x1	025 PGL 06	19	62	23
8 x 10 mm - M 16x1	025 PGL 08	19	65	23
9 x 12 mm - M 16x1	025 PGL 09	19	65	23

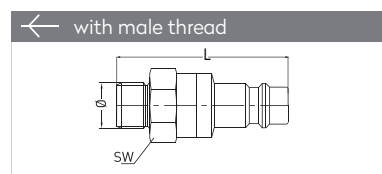


Connection	Part No.	SW	L	ØD
6 mm - M 12 x 1	025 MGL 06	19	79	23
8 mm - M 12 x 1	025 MGL 08	19	79	23
10 mm - BSP 1/4"	025 MGL 10	19	79	23

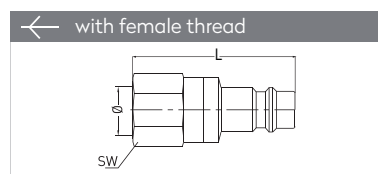


Connection	Part No.	SW	L	ØD
6 x 8 mm - M 12x1	025 YGL 06	19	152,5	23
8 x 10 mm - M 16x1	025 YGL 08	19	159,5	23
9 x 12 mm - M 16x1	025 YGL 09	19	159,5	23

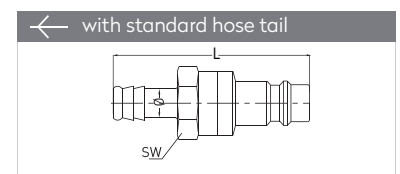
## PLUGS STECKNIPPEL



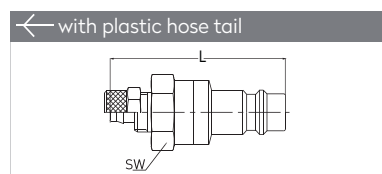
Connection	Part No.	SW	L
BSPT 1/8"	025 RUB 10	21	43,5
BSPT 1/4"	025 RUB 13	21	46,5
BSPT 3/8"	025 RUB 17	21	46,5
BSPT 1/2"	025 RUB 21	22	47
M 14 x 1,5	025 EUBM 14	21	44,5
M 16 x 1,5	025 EUBM 16	21	44,5
M 18 x 1,5	025 EUBM 18	21	44,5



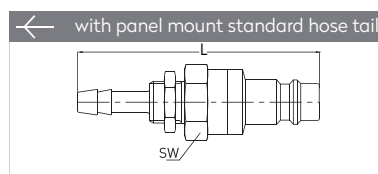
Connection	Part No.	SW	L
BSP 1/8"	025 DUB 10	21	41,5
BSP 1/4"	025 DUB 13	21	43,5
BSP 3/8"	025 DUB 17	21	43,5
BSP 1/2"	025 DUB 21	24	46
M 14 x 1,5	025 DUBM 14	21	42,5
M 16 x 1,5	025 DUBM 16	21	42,5
M 18 x 1,5	025 DUBM 18	21	42,5



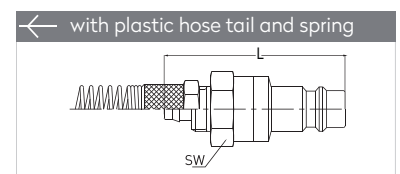
Connection	Part No.	SW	L
6 mm - 1/4"	025 HUB 06	21	57,5
8 mm - 5/16"	025 HUB 08	21	57,5
9 mm - 5/14"	025 HUB 09	21	57,5
10 mm - 3/8"	025 HUB 10	21	57,5
13 mm - 1/2"	025 HUB 13	21	57,5



Connection	Part No.	SW	L
4 x 6 mm - M 10 x 1	025 PUB 04	21	48,5
6 x 8 mm - M 12 x 1	025 PUB 06	21	48,5
8 x 10 mm - M 16 x 1	025 PUB 08	21	51,5
9 x 12 mm - M16 x 1	025 PUB 09	21	51,5



Connection	Part No.	SW	L
6 mm - M 12 x 1	025 MUB 06	21	65,5
8 mm - M 12 x 1	025 MUB 08	21	65,5
10 mm - BSP 1/4"	025 MUB 10	21	65,5



Connection	Part No.	SW	L
4 x 6 mm - M 10 x 1	025 YUB 04	21	127
6 x 8 mm - M 12 x 1	025 YUB 06	21	129
8 x 10 mm - M 16 x 1	025 YUB 08	21	146
9 x 12 mm - BSP 1/4"	025 YUB 09	21	146