



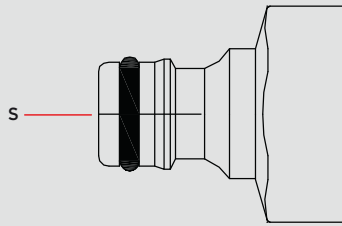
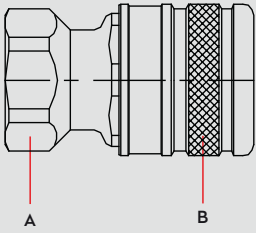
PNEUMATIC COUPLINGS  
PNEUMATISCHE KUPPLUNGEN

SERIE 118.09

DN9



**Materials**



**Material Code**

A = Brass Chrome Plated

B = Brass Chrome Plated

S = Brass Nickel Plated



0 - 10 bar



-26° to + 200°C (FPM)

**Shut Off Type**



OM 300 - 00750  
(valved)

OM 262 - 01075  
(plug)

**FLOW**

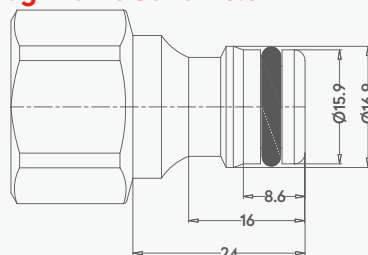
VALVED 25 lt/min  
UNVALVED 35 lt/min

**DN**

**9 mm**

**Options**

**Plug Profile Serie 118.09**

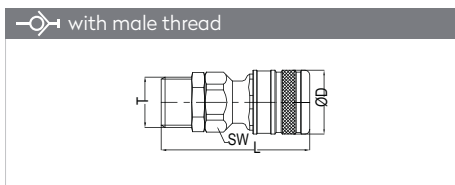


**Compatible with**

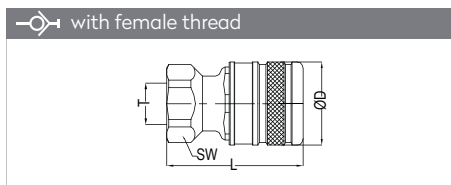
# SERIE 118.09



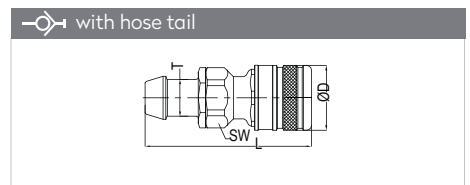
## VALVED QUICK COUPLINGS SCHNELLKUPPLUNGEN MIT VENTIL



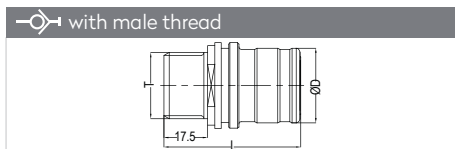
Connection	Part No.	ØD	SW	L
BSP 1/2"	118.09 EG 21 -PIM	35	30	77
BSP 3/4"	118.09 EG 26 -PIM	35	30	81



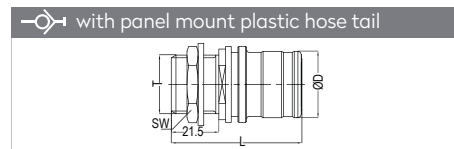
Connection	Part No.	ØD	SW	L
BSP 1/2"	118.09 DG 21 - PIM	35	30	57
BSP 3/4"	118.09 DG 26 - PIM	35	30	57
BSP 1"	118.09 DG 33 - PIM	35	38	60



Connection	Part No.	ØD	SW	L
Ø 13 mm - 1/2"	118.09 HG 13 - PIM	35	30	99
Ø 16 mm - 5/8"	118.09 HG 16 - PIM	35	30	99
Ø 19 mm - 3/4"	118.09 HG 19 - PIM	35	30	99

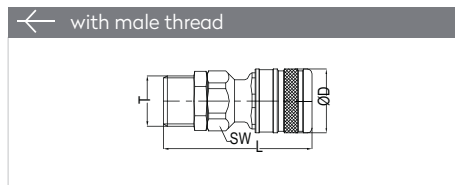


Connection	Part No.	ØD	SW	L
BSP 3/4"	118.09 EG 26	28	55	30

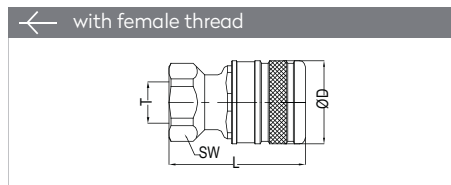


Connection	Part No.	ØD	SW	L
BSP 3/4"	118.09 SG 26 - 00	32	59	30

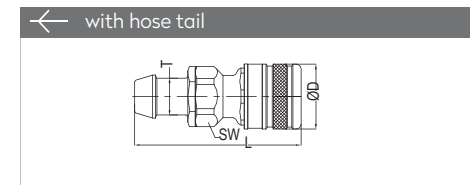
## UNVALVED QUICK COUPLINGS SCHNELLKUPPLUNGEN OHNE VENTIL



Connection	Part No.	ØD	SW	L
BSP 1/2"	118.09 EGF 21 -PIM	35	30	77
BSP 3/4"	118.09 EGF 26 -PIM	35	30	81

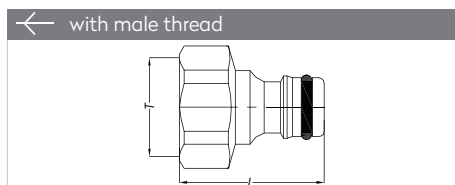


Connection	Part No.	ØD	SW	L
BSP 1/2"	118.09 DGF 21 - PIM	35	30	57
BSP 3/4"	118.09 DGF 26 - PIM	35	30	57
BSP 1"	118.09 DGF 33 - PIM	35	38	60

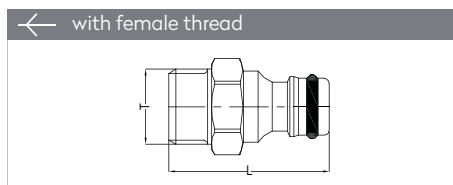


Connection	Part No.	ØD	SW	L
Ø 13 mm - 1/2"	118.09 HGF 13 - PIM	35	30	99
Ø 16 mm - 5/8"	118.09 HGF 16 - PIM	35	30	99
Ø 19 mm - 3/4"	118.09 HGF 19 - PIM	35	30	99

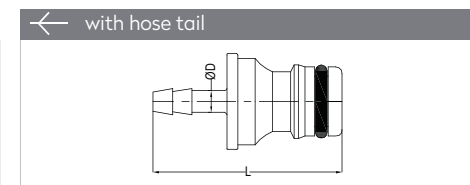
## PLUGS STECKNIPPEL



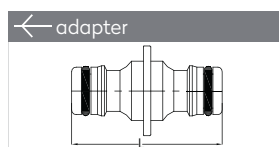
Connection	Part No.	SW	L
BSP 1/2"	118.09 EU 21	24	45
BSP 3/4"	118.09 EU 26	30	49



Connection	Part No.	SW	L
BSP 1/2"	118.09 DU 21	24	41
BSP 3/4"	118.09 DU 26	40	44
BSP 1"	118.09 DU 33	41	54,7



Connection	Part No.	ØD	L
Ø 6 mm - 1/4"	118.09 HU 06	22	43,5
Ø 8 mm - 5/8"	118.09 HU 08	22	43,5
Ø 10 mm - 3/8"	118.09 HU 10	22	43,5
Ø 13 mm - 1/2"	118.09 HU 13	22	43,5
Ø 16 mm - 5/8"	118.09 HU 16	22	43,8
Ø 19 mm - 3/4"	118.09 HU 19	22	43,8



Part No.	L
118.09 HEF 00	50